

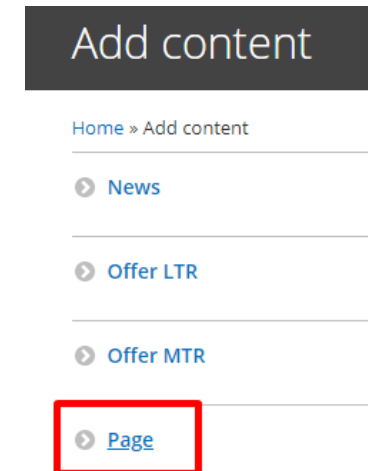
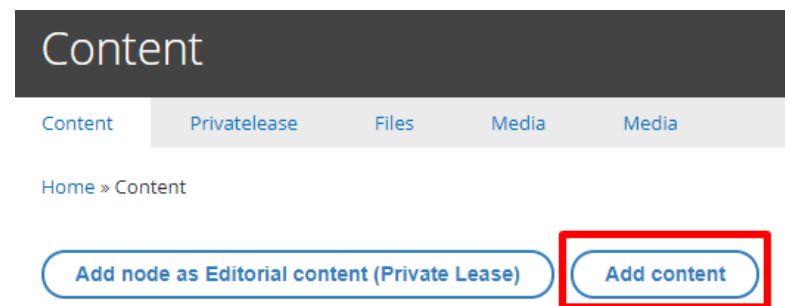
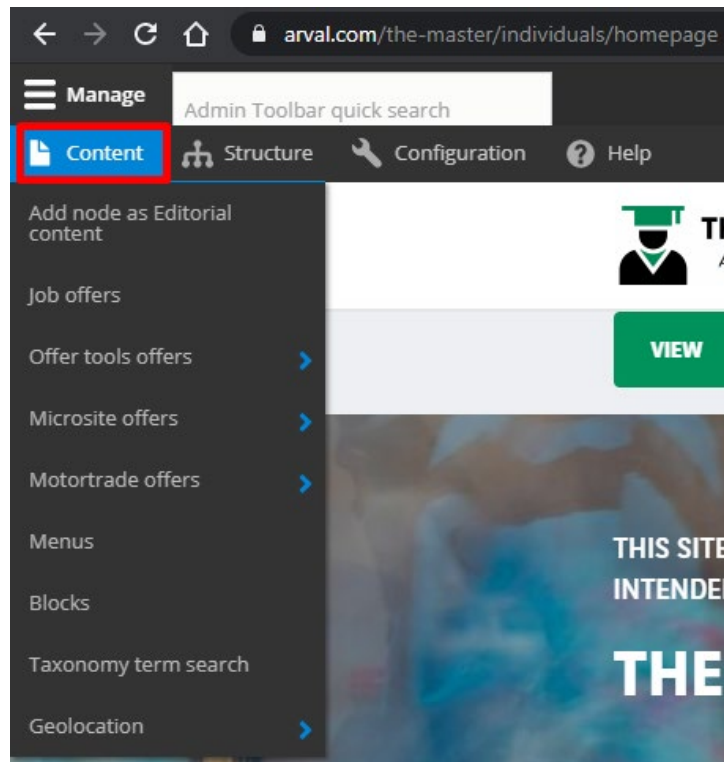
# HOW TO CREATE A LEGAL PAGE?

---

# HOW TO CREATE A LEGAL PAGE?

PUBLIC  
PUBLIC

Click on “Content” -> “Add content” -> **Page**  
URL: /node/add/node/add/page



# HOW TO CREATE A LEGAL PAGE?

PUBLIC

PUBLIC

All fields with red star are mandatory  
Click on “Add paragraph” to add a layer

## Create Page

Home » Create Page

Site \*  
- Select a value -

Language  
English

Title \*  
Characters: 0

Segment  
- None -

Template \*  
- Select a value -

Page category  
- None -

Content  
No Paragraph added yet.  
[Add Paragraph](#)

Published

[Save](#) [Preview](#)

Last saved: Not saved yet  
Author: apetit  
Revision log message  
  
Briefly describe the changes you have made.

- [MENU SETTINGS](#)
- [METATAGS \\*](#)
- [SCHEDULING OPTIONS](#)
- [URL ALIAS](#)
- [AUTHORING INFORMATION](#)
- [PROMOTION OPTIONS](#)

# HOW TO CREATE A BASIC PAGE?

Select the segment associated to the page

Segment \*

- Select a value - ▾
- Select a value -
- Individuals
- Small business
- Corporate
- Public
- Partners
- About Arval
- Driver Services

Select “Basic Page” template.  
Only one used today.

Template \*

- Select a value - ▾
- Select a value -
- Basic page
- Editorial page

Don't select a category.  
Not used today.

Page category

- None - ▾
- None -
- Search
- Forms lead
- Forms claim
- Content page
- Other

Published